

infoSEGURA



USAID
FROM THE AMERICAN PEOPLE



CariSECURE 2.0

Introductory guide

Youth on the road to Peace and Security Part 2:

Handbook on gender-sensitive programming
youth, peace and security





Introduction

This guide is the learning path that allows participants to know the path they are about to follow before starting the course, with the aim of providing a general overview of what they will find during the course of this virtual course, which has the characteristic of being self-training.

Below you will find the learning objectives for each module, an overview of the methodology and the conditions for obtaining the certification.

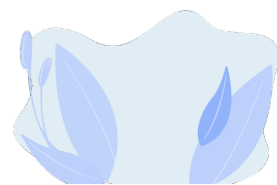
We welcome you!

Course objectives



The second part of the Youth on the Road to Peace and Security course focuses on the Youth, Peace and Security Programming Manual and has the following learning objectives

- Learn how to conduct a conflict analysis from a youth perspective.
- Recognise and put into practice the different phases of the conflict analysis process.
- Identify the elements that should be known before implementing programmes.
- about YPS.
- Explore the knowledge of planning processes in which the approach is integrated.
- of JPS.
- Facilitate spaces for debate and reflection on the implementation of programming.
- with a JPS perspective.



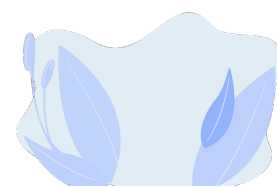


Methodology



The methodological strategy proposes self-training as a transversal axis, however, it seeks the consolidation of a community of practice through the following resources:

Resource	What it is about
Initial questionnaire	Participants will find three initial questions to focus the topics that will be developed throughout the course
Pedagogical aids	In the course of the Virtual Learning Objectives participants will find pedagogical aids to guide their learning, such as: <ul style="list-style-type: none">• Key Idea.• More information.
Virtual Learning Objects (VLOs)	During each week, you will have a Virtual Learning Object (VLO) where you will find the course content in an interactive way.
Interactive activities	You will find interactive activities that will allow you to reinforce the knowledge acquired in each of the weeks.
Collaborative boards	Asynchronous activity where you will be able to apply what you have learnt through practical exercises that you will carry out with the collective construction.
Webinar	Synchronous activity where experts will clarify your doubts and allow you to go deeper into the subject, and there will also be a space to exchange ideas based on the activity proposed at the beginning of the week.
Forum	Asynchronous activity, where exchanging ideas and getting to know each other's perspective is important, so we will open one forum per week so you can participate in the question posed.
Final questionnaire	Evaluate the knowledge acquired throughout the course by answering the proposed questions.





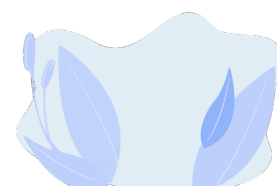
It is important that they participate in synchronous and asynchronous activities, and from the knowledge developed we will be able to consolidate the community of practice.

Evaluation



The minimum passing score for the course is seventy out of one hundred points (70/100). These activities and the score assigned for each one are presented below:

Activities	Points allocated
Initial questionnaire	10
Virtual Learning Objects (VLOs) and proposed activities	65
Final questionnaire 15 Satisfaction survey	20
Satisfaction survey	5
Total	100





Proof of participation



At the end of the course the participant will receive a digital certificate of participation in the course.

Are you ready? Let's get started!

Technical support



Finally, we would like to remind you that if you experience any technical difficulties during the course, you can obtain technical support from the following email address:

E-mail: soporte@innovahub.org



infoSEGURA

